

# Rugby League Pitch Size Dimensions and Markings



# Contents

---

## 3 Pitch Dimensions

---

4 Dimensions in feet

---

5 Dimensions in yards

---

## 6 Pitch Markings

---

7 Markings in feet

---

8 Markings in feet

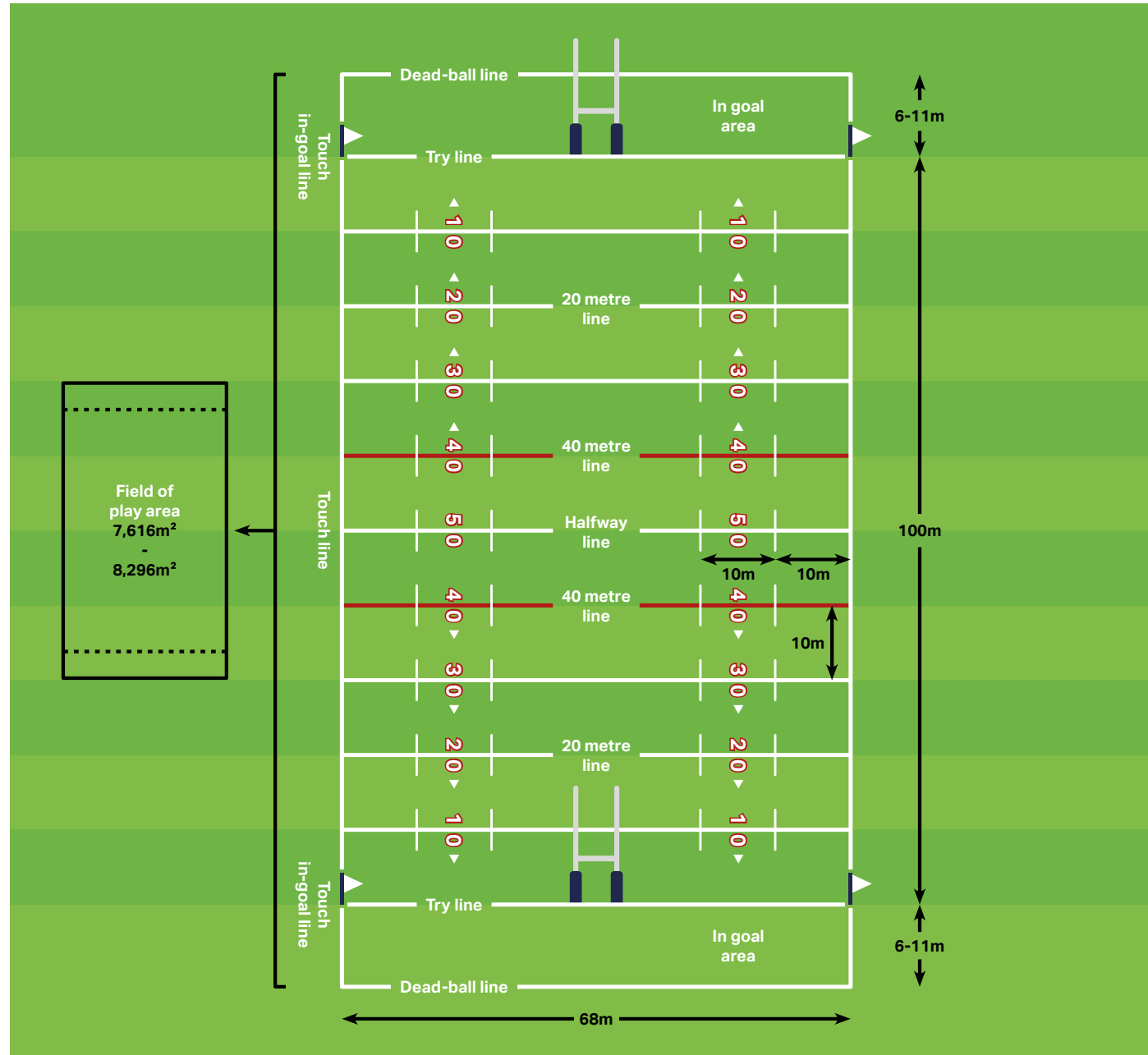
---

## 9 Post Dimensions



# Rugby League Pitch Dimensions

A rugby league pitch (or field) is 68m wide and 112-122m long. The try lines (or goal lines) stand 100m apart and on each one is a goal post that's at least 16m high and 5.5m wide, with a crossbar 3m above the ground. The distance from try line to dead-ball line is 6-11m.



# Rugby League Pitch Dimensions in feet

Here are the dimensions in feet for a rugby league pitch:

Touchline to touchline (width): **223.1ft**

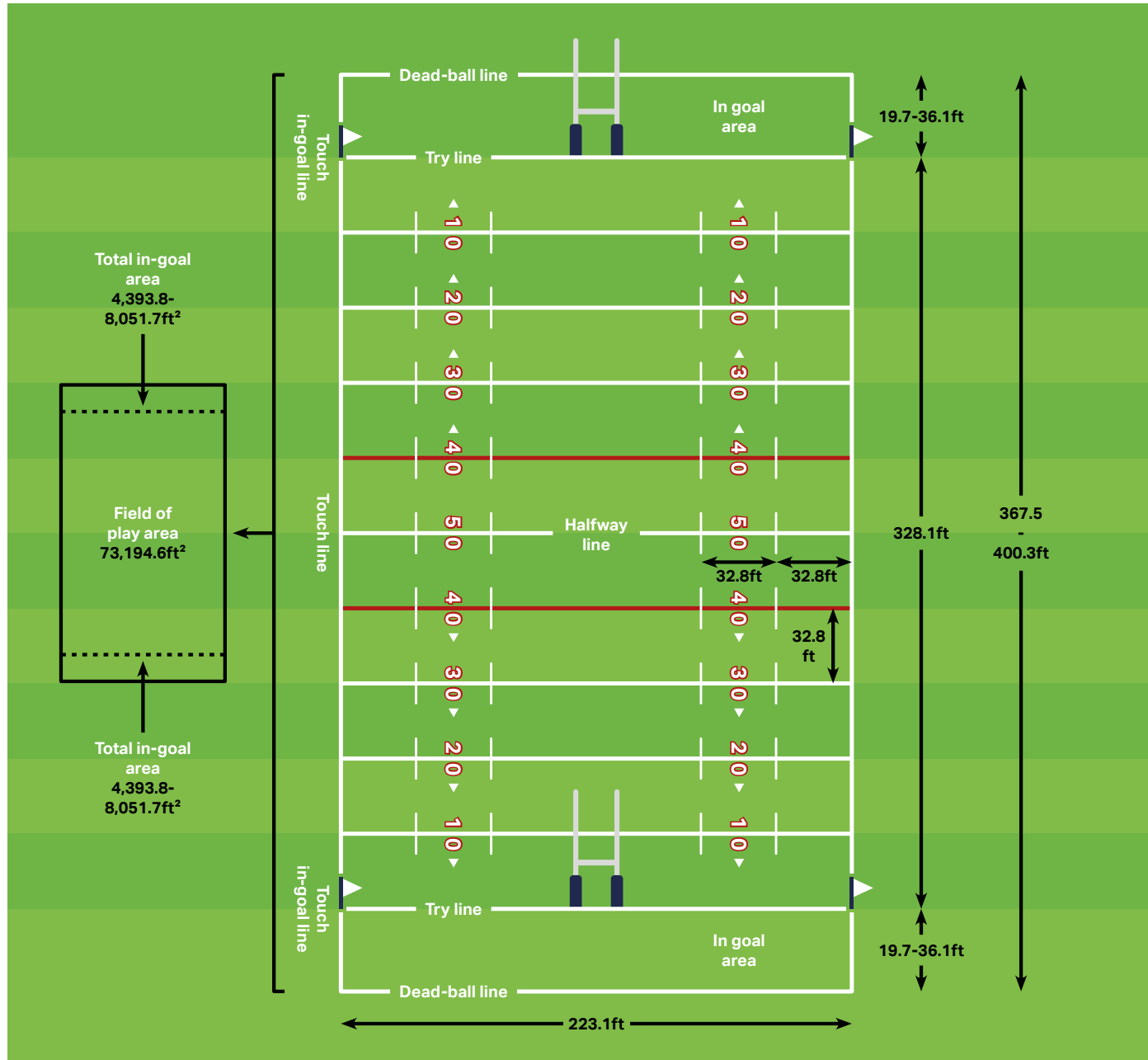
Dead-ball line to dead-ball line (total length): **367.5-400.3ft**

Try line to try line (field of play): **328.1ft**

Field of play area: **73,194.6ft<sup>2</sup>**

Try line to dead-ball line (in-goal area): **19.7-36.1ft**

Total in-goal area: **4,393.8-8,051.7ft<sup>2</sup>**



# Rugby League Pitch Dimensions in yards

In yards, rugby league pitch dimensions are:

Touchline to touchline (width): **74.4yds**

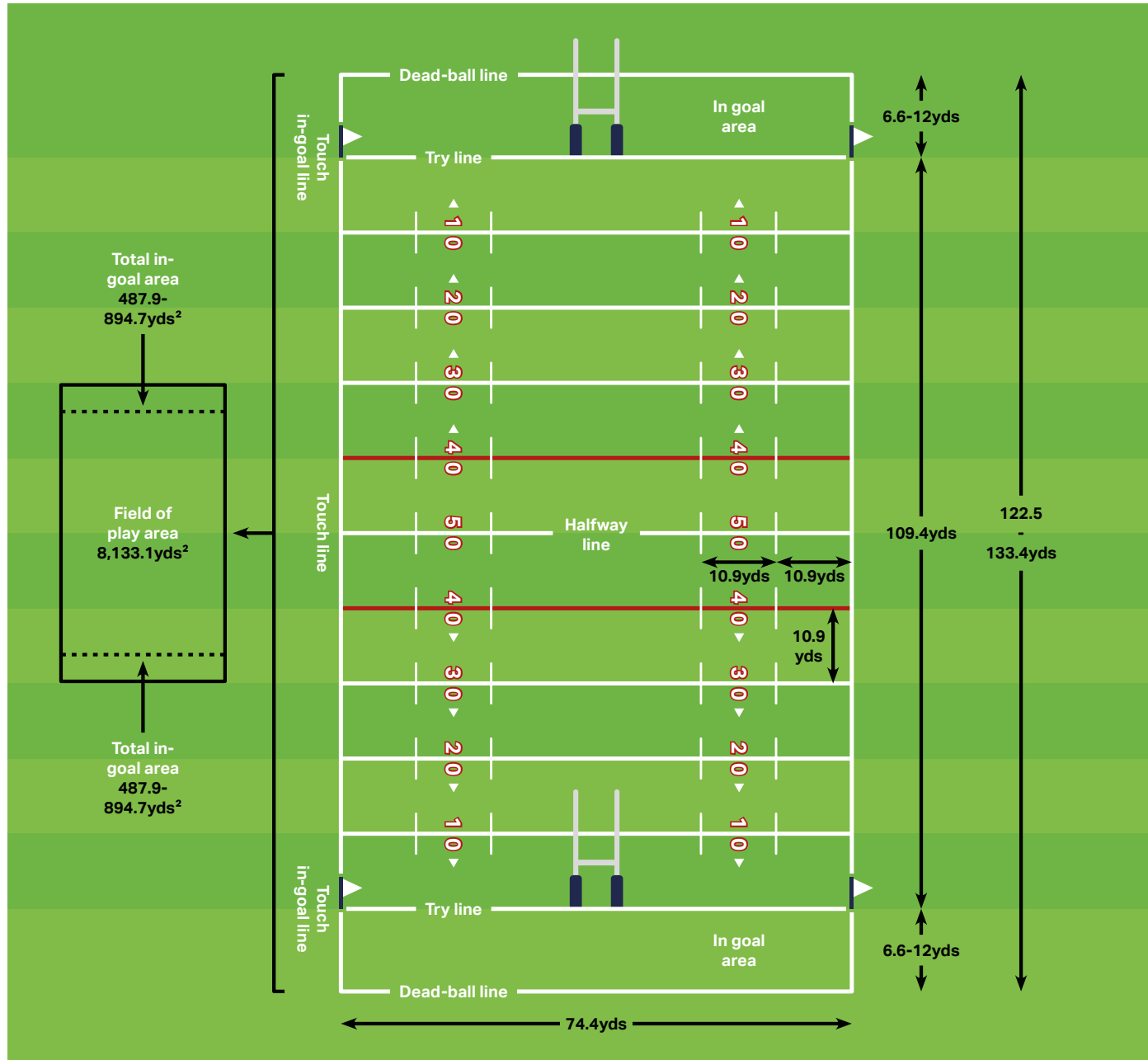
Dead-ball line to dead-ball line (total length): **122.5-133.4yds**

Try line to try line (field of play): **109.4yds**

Field of play area: **8,133.1yds<sup>2</sup>**

Try line to dead-ball line (in-goal area): **6.6-12yds**

Total in-goal area: **487.9-894.7yds<sup>2</sup>**





# Rugby League Pitch Markings

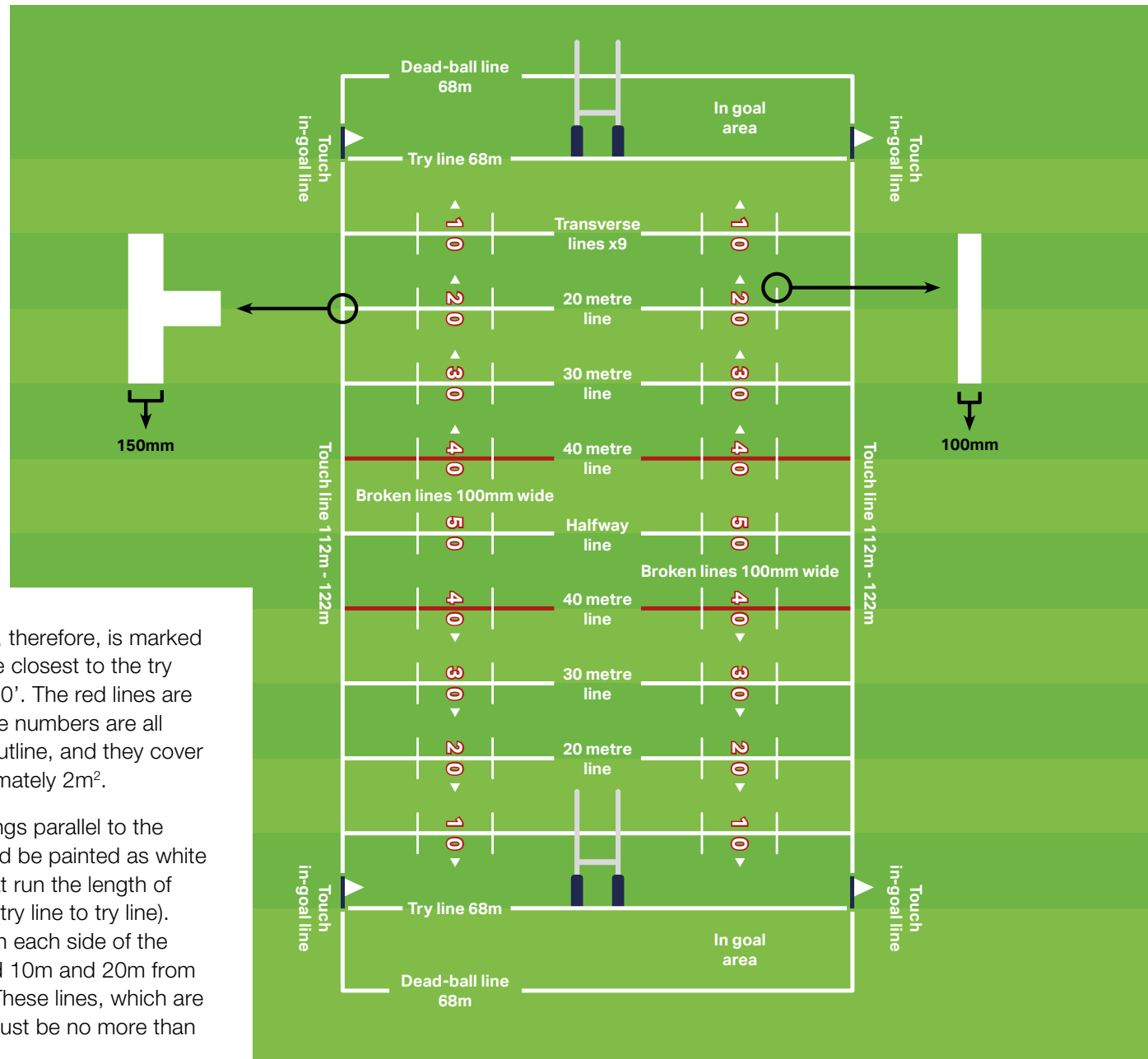
There's plenty to keep you busy when painting out the field markings for your rugby league pitch. The touchlines (the two longer boundary lines, between 112m and 122m long), dead-ball lines (two shorter boundary lines, 68m long) and try lines are all white and 150mm wide. The try lines are 100m from one another, 6m-11m inside the dead-ball lines.

Another white pitch marking, also 150mm wide, runs from touchline to touchline across the centre of the field, exactly 50m from each goal line. This is the halfway line. Between the halfway line and each try line – parallel to the try lines – there are four more transverse lines, 150mm wide, at 10m intervals. The two lines adjacent to the halfway line are red and all of the other field markings are white.

On each of these nine lines is a distance marker, showing the distance, in metres, from the try line.

The halfway line, therefore, is marked '50', and the line closest to the try line is marked '10'. The red lines are marked '40'. The numbers are all white with red outline, and they cover an area approximately 2m<sup>2</sup>.

The pitch markings parallel to the touchlines should be painted as white dashed lines that run the length of the field of play (try line to try line). There are two on each side of the pitch, positioned 10m and 20m from the touchlines. These lines, which are 100mm wide, must be no more than 2m apart.



# Rugby league pitch lines in feet

## Rugby league pitch line markings in feet are:

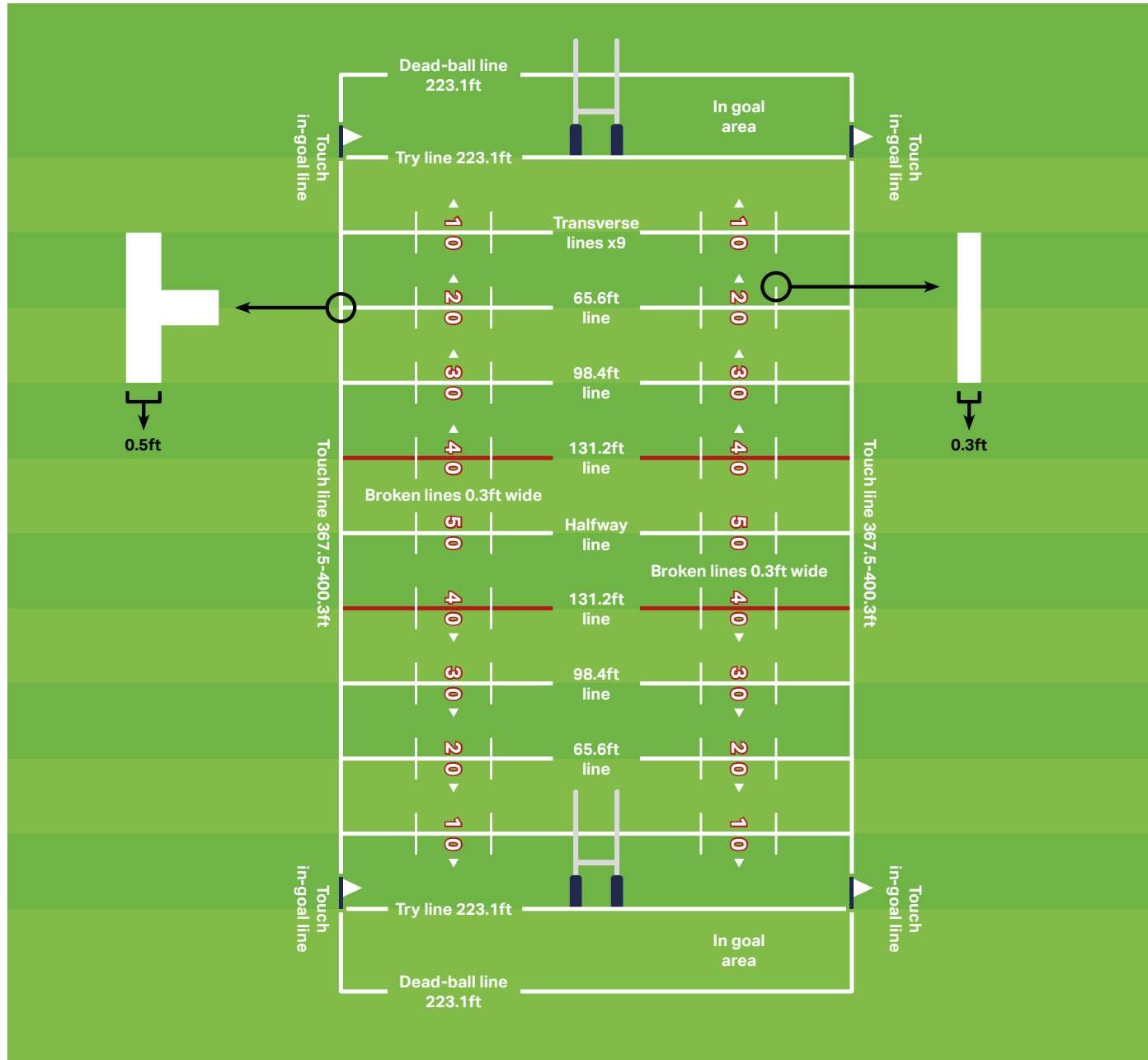
Touchlines (x2):  
367.5-400.3ft long; 0.5ft wide

Dead-ball lines (x2):  
223.1ft long; 0.5ft wide

Try lines (x2): 223.1ft long; 0.5ft wide

Transverse lines (x9):  
223.1ft long; 0.5ft wide

Broken lines (x4): 328.1ft long; 0.3ft wide



# Rugby league pitch lines in yards

## Line markings for rugby league pitches in yards are:

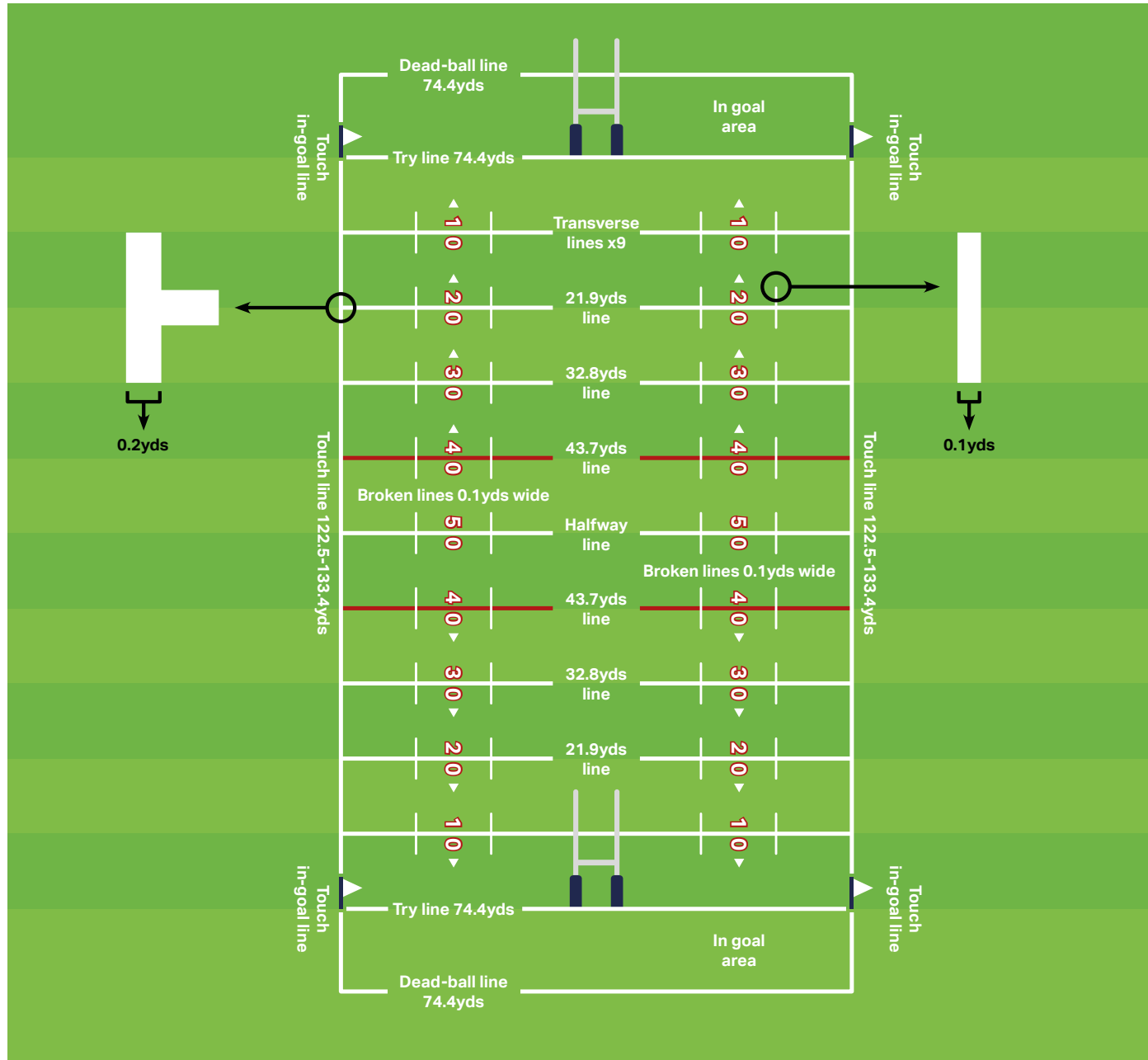
Touchlines (x2):  
122.5-133.4yds; 0.2yds wide

Dead-ball lines (x2):  
74.4yds; 0.2yds wide

Try lines (x2): 74.4yds; 0.2yds wide

Transverse lines (x9):  
74.4yds; 0.2yds wide

Broken lines (x4): 109.4yds; 0.1yds wide.



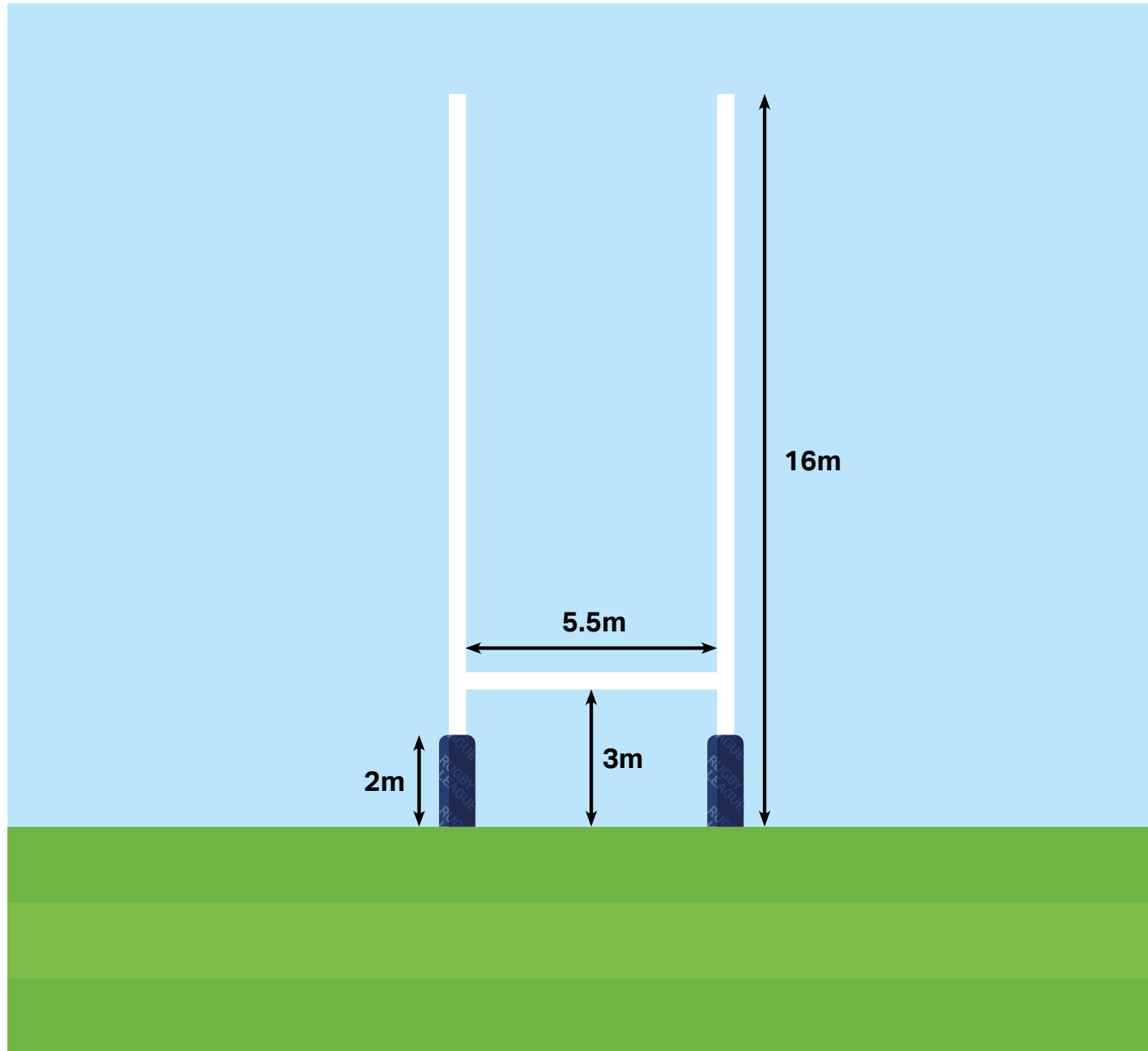


# Rugby League Post Dimensions

An H-shaped goal post stands at the centre of each try line. Each goal post comprises two vertical posts, 5.5m (18.1ft) apart, at a minimum height of 16m (52.5ft). The crossbar is 3m (9.8ft) from the ground. It's recommended that the bottom two metres of the goal posts are padded for the players' protection.

## Rugby league corner posts dimensions

At the points where the touchlines and try lines meet, there are non-rigid corner posts at least 1.3m (4.1ft) high. These corner posts act as touchlines and are therefore considered to be in touch, meaning that if a ball-carrier touches a corner post, he halts play.





[WWW.HARRODSPORT.COM](http://WWW.HARRODSPORT.COM)